

Hebrew Basics Session One א

Why did God communicate His Word to us in Hebrew?

Why should we learn Hebrew?

The answer to the second question is found in the first one.

Hebrew Basics Session One א

1. Our goal is to equip you with a basic knowledge of Hebrew in order to enhance your study of the Scriptures.
2. You'll get out of it what you put into it.
3. For now, we will focus on modern Hebrew.
4. This is what will be encountered in most all Hebrew literature you will study - at least in the beginning.
5. More specifically, we will focus on modern Sephardic Hebrew.
6. Later we will look at Hebrew script and paleo-Hebrew and other facets of the language.
7. But for now, these sessions will assume you know nothing or very little about Hebrew.

Hebrew Basics

Session One א

I. Nikud (Vowel Points)

1. The Hebrew alef-bet contains twenty-two consonants and no vowels.
2. *Nikud* or “vowel points” were developed to help those in the exile to properly read and sustain the Hebrew language.
3. The *nikud* also helps the beginner know what vowel sounds to attach to consonants.
4. Hebrew is read from right to left.

Hebrew Basics

Session One א

Nikud (Vowel Points)



Patach

“a” as in “father”



Kamatz

“a” as in “father”



Segol

“e” as in “red”

Hebrew Basics Session One א

Consonants: Beit (Veit)

בּ

Beit

בְּ

Veit

Beit, signified by the *dagesh*, has B sound as in “boy.”

Veit has V sound as in “victory.”

Hebrew Basics Session One א

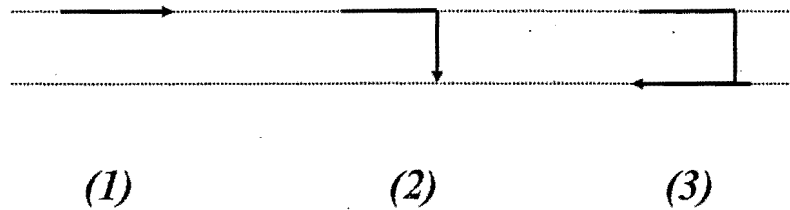
Phonic Reading: Beit (Veit) with nikud

בּ בּ בּ בּ בּ בּ בּ
בְּ בְּ בְּ בְּ בְּ בְּ בְּ

בּ בְּ בְּ בְּ בְּ בְּ בּ
בּ בְּ בְּ בְּ בְּ בְּ בּ

Hebrew Basics Session One א

Consonants: Writing Beit (Veit)



Hebrew Basics Session One א

Consonants: Alef

א

Alef

Silent letter.

Typically takes the sound of the vowel attached to it.

Hebrew Basics
Session One א'

Phonic Reading: Alef & Beit with nikud

אֵ אֵ אֵ אֵ אֵ אֵ
אֵב אֵב אֵב אֵב אֵב אֵב
בֵּא בֵּא בֵּא בֵּא בֵּא בֵּא

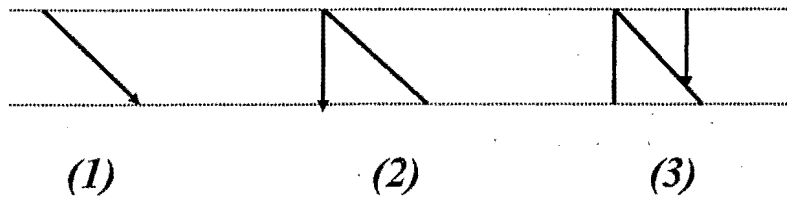
Hebrew Basics
Session One א'

Phonic Reading: Alef & Beit with nikud

בֵּאב בֵּאב אֵבא אֵבא
אֵבאב אֵבאב אֵבאב
בֵּאב בֵּאב אֵבא

Hebrew Basics
Session One א

Consonants: Writing Alef



Hebrew Basics
Session One א

Consonants: Yud



Yud

**Y sound as in "Yah."
Also affects vowel sounds.**

Hebrew Basics Session One א

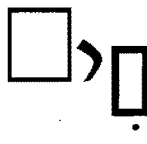
Nikud followed by Yud



Kamatz
I as in "tie"



Patach
I as in "tie"



Cheerek
EE as in "feet"



Cheerek
I as in "big"

Hebrew Basics Session One א

Phonic Reading: Alef, Beit and Yud

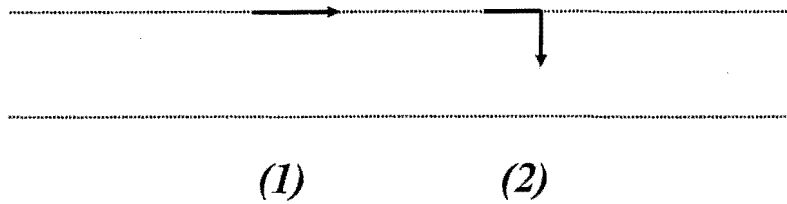
אֲבִי יָבֵא אֲבִי בֵּיב

אֵיֵאֵי בֵּאֵיֵ אֲבֵיאֵ

אֲבִיב יָבֵא בֵּיאֵ יֵאֵב

Hebrew Basics Session One יא

Consonants: Writing Yud



Hebrew Basics Session One יא

Vocabulary Words

אב

(a) father

אבא

(my) father, Dad

בא

(is) coming

אביב

spring